

NAOMI

FITNESS DESIGN



Swiss distribution: Fitagon GmbH, Technoparkstrasse 1, 8406 Winterthur, Switzerland

TABLE OF CONTENT

- 04** **NAOMI CUBE:**
Tailoring Fitness Excellence
- 08** **NAOMI SUSPENSION / BOXING:**
Defining Dynamic Training
- 12** **NAOMI FUNCTIONAL BAYS:**
Crafting Versatile Fitness Arenas
- 18** **NAOMI POWER RACKS:**
The Pinnacle of Strength Training
- 20** **NAOMI CHAMELEON LINE:**
Redefining Limitless Workouts
- 22** **NAOMI OUTDOOR:**
Breathing Life into Open-Air Fitness
- 36** **10XTraining**
The Group Workout
- 40** **NAOMI GYM SET-UP:**
Crafting Bespoke Fitness Realms
- 21** **Contact** *informations*

Discover the Revolution in Fitness with **NAOMI FITNESS DESIGN**

Nobody wants average. Dive into a world where fitness equipment is no longer just about steel and weights but about innovation, adaptability, and creating unparalleled experiences. At **NAOMI FITNESS DESIGN**, we understand the evolving needs of the fitness landscape and have crafted a product range that is not just diverse but also deeply customizable.

At the **NAOMI CUBE** range your journey begins with a versatile workout hub that's the embodiment of flexibility. With over 50 distinct modules, it's a centerpiece that evolves with your vision. For those passionate about boxing or suspension training, our **NAOMI SUSPENSION / BOXING** product range offers a dynamic rail system, ensuring every punch and pull is unique to the user.

Opt for something else? Delve deeper and explore the **NAOMI FUNCTIONAL BAYS** product range and **NAOMI POWER RACKS**, designed with the modern athlete in mind. Whether you're setting up for a CrossFit session or need a reliable power rack, we've got you covered. For those who dare to be different, the **NAOMI CHAMELEON LINE** product range offers a fitness solution that adapts, transforms, and evolves, ensuring each workout is as unique as the user.

Magic starts here. Why limit fitness to indoor spaces? With the **NAOMI OUTDOOR** range, transform any open space into a fitness sanctuary, be it a park or a rooftop. And for those who envision a holistic fitness solution, our **NAOMI GYM SET-UP** is a testament to our commitment to understanding and reflecting your brand's identity in every piece of equipment.

It's not just about selling equipment; it's about forging partnerships. Our global footprint, commitment to quality, and emphasis on innovation make us the preferred choice for distributors. We're not just responsive to market trends; we set them. As we continuously evolve, focusing on research and development, we invite you to be part of this journey. Let's redefine fitness, one custom piece at a time.

NAOMI CUBE:

Tailoring Fitness Excellence

A cube, simple in form but infinite in possibilities, stands ready to revolutionize your gym's environment. With our adaptable modular design, each cube is meticulously crafted to embody your distinct vision, ensuring a harmonious blend with your brand's identity.

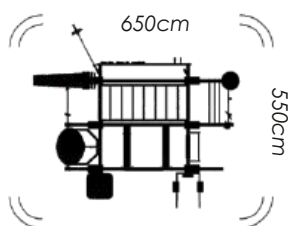
Boasting over 50 unique workout modules, the **NAOMI CUBE** challenges conventional design, offering a fitness hub that's both innovative and efficient. Designed for group sessions accommodating up to 20 participants, this cube isn't just a piece of equipment – it's a transformative experience. Its versatile design allows placement in the heart of your gym floor or snugly against a wall, optimizing your workout space. With the **NAOMI CUBE**, we're setting new standards in fitness facility design.



CUBE D200

DIMENSIONS (bounding box)
510cm x 370cm x 290cm

36 m² 11 users



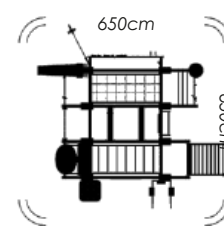
D200 is the smallest cage of this line. This is a perfect opportunity for smaller clubs to host functional fitness classes and still maintain maximum floor space for other activities. Remember, you still have an option to pick your stations to satisfy individual needs for the most functional rig. After all, the letter "D" stands for Dynamic.



CUBE D300

DIMENSIONS (bounding box)
580cm x 480cm x 290cm

42 m² 14 users



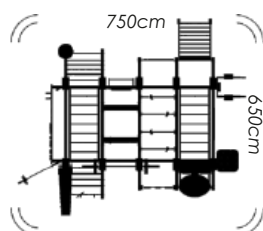
Space savings don't mean that you should sacrifice on versatility or design. While D300 is scaled down to fit almost any space, it still maintains the overall features of its larger predecessors. For club operators that still want to wow their audience while maintaining a small footprint, this model is for you!



CUBE D400

DIMENSIONS (bounding box)
590cm x 580cm x 290cm

49 m² 18 users



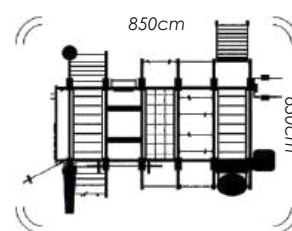
A smaller scale of the Cube without sacrificing any of the usability of its big brother. Modular by design, means that you can pick and choose any station to your liking. If you wish to, you can even duplicate many of the stations, to really dial in your preference.



CUBE D500

DIMENSIONS (bounding box)
700cm x 580cm x 290cm

55 m² 20 users



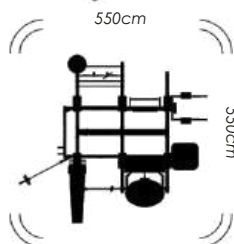
This Cube has it all! The largest in the series it showcases all the components that made the Cube series an instant classic. From strength to agility exercises, this one bears it all. With ample workout space, you'll be sure that the club goer will not feel restricted or crowded.



CUBE S200

DIMENSIONS (bounding box)
405cm x 360cm x 290cm

□ 30 m² ■ 9 users



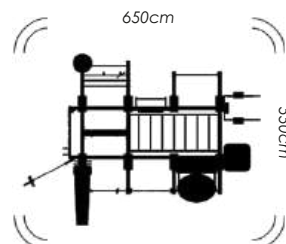
When smaller is better or needed, the S200 is here! The smallest rig in this line, it will perform just as good as its larger counterparts. Now, facilities with confined spaces can entertain their members and engage them in a functional fitness environment.



CUBE S300

DIMENSIONS (bounding box)
470cm x 405cm x 290cm

□ 36 m² ■ 12 users



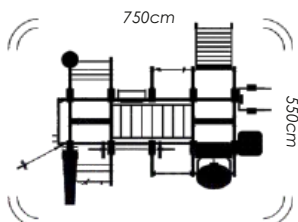
Not enough space for a fully functioning multi-fitness rig? Not with S300! This one will surely satisfy your needs, when floorspace is at a premium. As always, you can pick and choose your individual stations to your liking.



CUBE S400

DIMENSIONS (bounding box)
580cm x 480cm x 290cm

□ 41 m² ■ 15 users



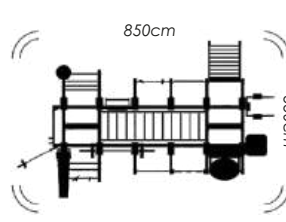
Slightly smaller than its predecessor, S400 still affords the possibility of having a great workout in less space. By design, this unit has all the best features of S500 in a more compact, seamless arrangement.



CUBE S500

DIMENSIONS (bounding box)
690cm x 480cm x 290cm

□ 47 m² ■ 17 users



This model is a combination of all the best stations with full integration of new methodologies of functional fitness workout. S500 allows the club operators to triangulate all the workouts of their members to assure their maximum satisfaction.



NAOMI SUSPENSION / BOXING

Defining Dynamic Training

Dive into the exhilarating world of group boxing with our bespoke Boxing Rail System. Crafted with flexibility in mind, this unique setup lets you effortlessly move the boxing bags aside when you're keen to switch things up with TRX or any other suspension training systems.

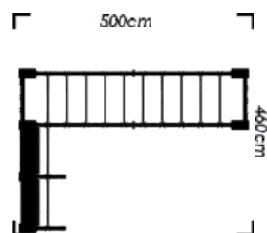
The flexibility doesn't end there. Need more space for intricate boxing routines? Easily integrate additional bridges or bays, ensuring your training remains unbounded. With the freedom to select colors, embed your logo on each bag, and choose from an array of functional training accessories, you're in control of crafting a truly personalized fitness environment.



BRIDGE 480 SINGLE

DIMENSIONS (bounding box)
480cm x 330cm x 250cm

23 m² 8 users



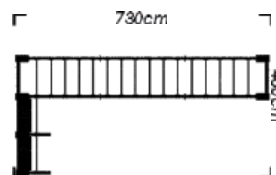
Small in size, but large in features! 18 anchoring points allow the club operators to fully engage 8 users at a time. Again, following the natural model of fitness ecosystem, the accessories racks are present to complete your total body exercise



BRIDGE 720 SINGLE

DIMENSIONS (bounding box)
720cm x 330cm x 250cm

34 m² 13 users



Top design in a smaller shape! This is what Bridge XL brings to the table. 28 anchoring points with ability to work out 13 users makes this unit a must have for clubs with less space!

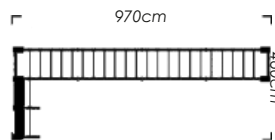


BRIDGE 920

SINGLE

DIMENSIONS (bounding box)
990cm x 340cm x 250cm

45 m² 26 users



38 anchoring points allows for up to 26 users to take advantage of working out together. Slightly smaller than its predecessor, this unit still allows for open movement of ample amount of users

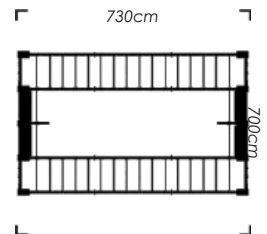


BRIDGE 720

DOUBLE

DIMENSIONS (bounding box)
730cm x 340cm x 250cm

51 m² 24 users



What's better than one Bridge! Well, two of them!. Incredible 54 anchoring points allows for 24 users to work out at the same time.



BOXING RAIL

4x BAGS

DIMENSIONS : 435cm x 660cm x 270cm

29 m² 8+ users



BOXING RAIL

5x BAGS

DIMENSIONS : 485cm x 760cm x 270cm

37 m² 10+ users



BOXING RAIL 6x BAGS

DIMENSIONS : 485cm x 860cm x 270cm

□ 42 m² 👤 12+ users



BOXING RAIL 7x BAGS

DIMENSIONS : 535cm x 960cm x 270cm

□ 52 m² 👤 14+ users



BOXING RAIL 9x BAGS

DIMENSIONS : 480cm x 1350cm x 270cm

□ 65 m² 👤 18+ users



BOXING RAIL 10x BAGS

DIMENSIONS : 480cm x 1450cm x 270cm

□ 70 m² 👤 20+ users



NAOMI FUNCTIONAL BAYS: *Crafting Versatile Fitness Arenas*

Begin with the fundamental frame structure, customizable to align perfectly with your desired functional gym layout. Watch as it evolves from a Power Rack or a CrossFit Rack into a comprehensive workout bay.

Our system's extensive array of add-ons ensures every training requirement is met. The modular nature empowers you to modify components, crafting an ideal training ambiance. The potential is boundless, from ball stations and strength units to weightlifting platforms and varied storage options, pull-up bars, w. Every design aspect focuses on personalization, maximizing your equipment's utility.

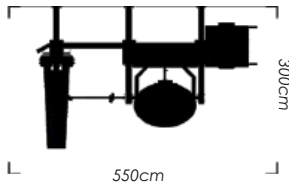
With **NAOMI FITNESS DESIGN**, the spotlight is on adaptability, pioneering designs, and elevating your functional training space to unparalleled heights. Let's join hands and transform your area into a functional fitness utopia.



WM 2 BAY

DIMENSIONS (bounding box)
340cm x 220cm x 240cm

□ 17 m² ■ 5 users



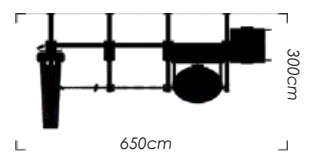
Some called it "cute" some called it "dainty" We call it outstanding! This unit accommodates the clubs with minimal functional fitness space.



WM 3 BAY

DIMENSIONS (bounding box)
447cm x 220cm x 260cm

□ 20 m² ■ 6 users



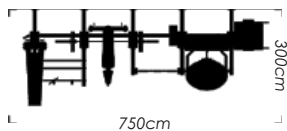
This unit will shine in the tightest of spaces! Idealist will enjoy the suspension exercises, while the calisthenics enthusiasts will be pleased with its features as well.



WM 4 BAY

DIMENSIONS (bounding box)
556cm x 220cm x 260cm

□ 23 m² ■ 7 users



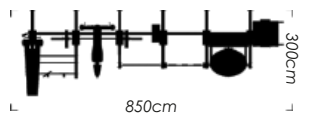
Notable feature of this unit is how harmoniously it combines all the exercises in a very small footprint. WM 4 BAY affords the club owners of having a great rig without giving up space.



WM 5 BAY

DIMENSIONS (bounding box)
660cm x 220cm x 260cm

□ 26 m² ■ 8 users



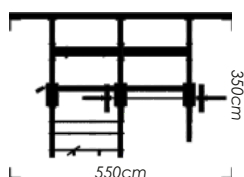
With 7 or 8 posts this design is sturdy and stable. By attaching the rig to the wall, you'll optimize your space for other workouts as well.



WM 2 BAY EXTENDED

DIMENSIONS (bounding box)
340cm x 220cm x 240cm

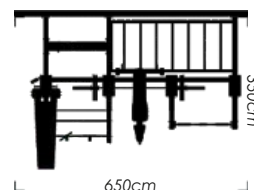
□ 17 m² ■ 5 users



WM 3 BAY EXTENDED

DIMENSIONS (bounding box)
447cm x 220cm x 260cm

□ 20 m² ■ 6 users



When you simply must have the "best of" but require less space to do it, D300 is your perfect choice. Standard functional fitness exercises coupled with innovative features make this rig extraordinary.

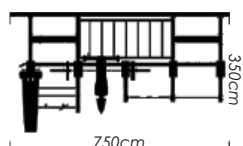
When you simply must have the "best of" but require less space to do it, D300 is your perfect choice. Standard functional fitness exercises coupled with innovative features make this rig extraordinary.



WM 4 BAY EXTENDED

DIMENSIONS (bounding box)
556cm x 220cm x 260cm

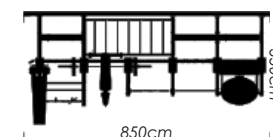
□ 23 m² ■ 7 users



WM 5 BAY EXTENDED


DIMENSIONS (bounding box)
660cm x 220cm x 260cm

□ 26 m² ■ 8 users



Smaller wall space? No a problem! You can still get the 4bay and satisfy your craving for a great workout. Nothing is given up here! This model is an ideal combination of everything that's great about functional fitness, in less space!

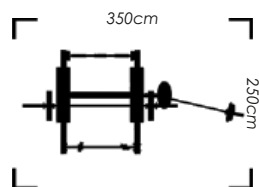
The entire workout is brought forward in this seamless design. Sturdy design coupled with the ability to pick your own stations, makes this rig a must have.



backyard 01

DIMENSIONS (bounding box)
200cm x 155cm x 285cm

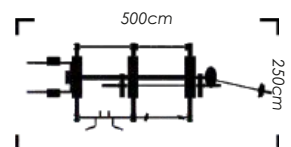
9 m² 4 users



backyard 02

DIMENSIONS (bounding box)
630cm x 560cm x 300cm

12 m² 6 users



Very small but very unique, you will find here 4 users working at the same time. Very limited space cuz you need just 6 sqm to use! You have here squat stations also with safeties, also moving pull up handles, cycle station, 4 suspension anchoring points and 2 x torso trainer!

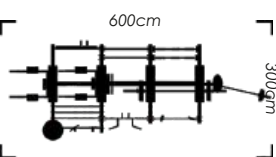
This model focuses on squat and pull up stations, you will find here all 4 pull up stations that give you all what you need for your back and arm workout, also down stations like Torso, Squat and DIP and Abdominal Throne.



backyard 03

DIMENSIONS (bounding box)
470cm x 210cm x 306cm

18 m² 8 users



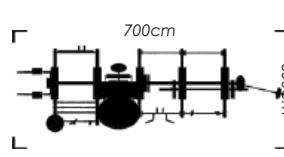
Here we have a lot of more to do. We can use 8 stations for multi use, so the exercise we can do a lot more! Apart from squat and safeties, we also have a calisthenics ladder where you can hang Gim Rings, workout ladder, Climbing Peg Board, and punch bag! So many on so not many square meters!



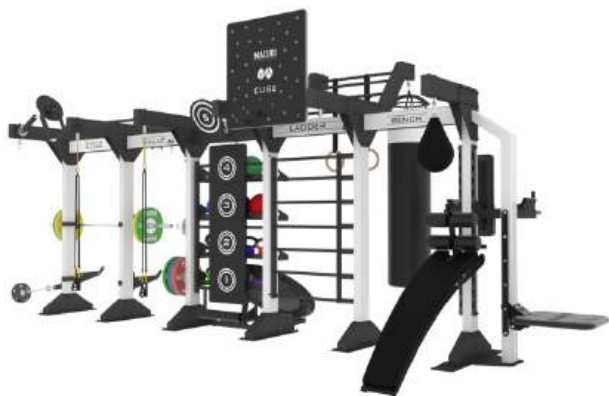
backyard 04

DIMENSIONS (bounding box)
668cm x 210cm x 306cm

21 m² 10 users



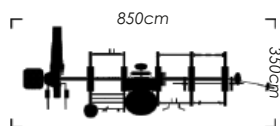
On this bigger cage at the same time can train 10 people, not only they will find a lot of exercise for every part of the body, but they will have a lot of fun, cuz all training is in cycle, you can swap easy with another user! Beside all stations from smaller models, you will find here great Wall Ball where you can sit on the ground and use 5 targets



backyard 05

DIMENSIONS (bounding box)
700cm x 290cm x 306cm

30 m² 13 users



The biggest from BackYard line! 12 stations for 13 users at the same time. How we did it, very easy, nothing is impossible for Naomi. All stations in the row need less space in the room. This cage gives you maximum of workout and not repeat stations. Every single one takes you at different lever of your possibility.

A unique line of Backyard Line where functionality is used to the maximum, together with space saving.

In BackYard Line posts stand in a row, and the station is used on each side, which saves us space, additionally gives us uniqueness and full use of small space for group activities. Any stations we can combine for you, so just let us know what you need and we will create the model especially for your needs. This model can be used indoors, or outdoors.



NAOMI POWER RACKS: *The Pinnacle of Strength Training*

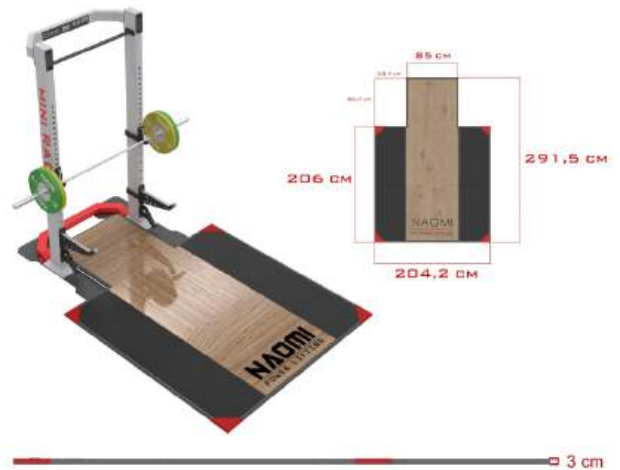
The Power Rack Line by Naomi Fitness Design stands as a cornerstone in any gym, revered for its unparalleled adaptability. Its range of uses is vast, from bench presses to squats, while its customizable attributes make it a cherished asset for gym establishments.

Our selection spans from streamlined mini racks to expansive half racks with optional weightlifting platforms. Enhanced with safety catchers, diverse pull-up grips, and efficient plate storage, it's evident why it remains a preferred choice. For both gym enthusiasts and owners, we guarantee a supreme training journey.





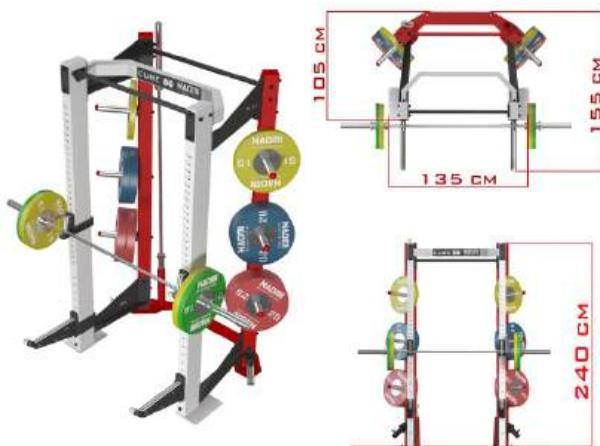
MINI RACK V3
without platform



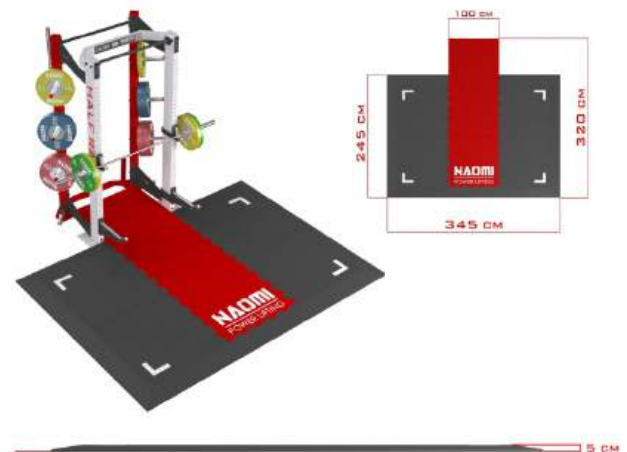
MINI RACK V3
with platform

Mini Rack from Naomi is that piece of equipment you may have in any place. It still very functional and the most power of this little one is space saving.

It's only 115 cm deep and on he's strong post's you still can have safety bars for dead lift's, how cool is that. It is ideal for small studios and large clubs where you can use it with or without weighinglifting platform.



HALF RACK V3
without platform



HALF RACK V3
with platform

A Power Rack Line from Naomi is undoubtedly one of the most important pieces of equipment you can have in your gym. Its versatility allows you to perform everything from bench presses to squats. Naomi Power Rack Line is 256cm high and has an inside working space of 100mm, which allows you plenty of room for side-to-side movements. In addition, this power rack offers a total of 23 positions, so it can accommodate a multitude of different heights and exercises. Make this high quality power rack a part of your gym today.

NAOMI CHAMELEON LINE: Redefining Limitless Workouts

Introducing CHAMELEON: the answer to an unbounded fitness experience. Why settle when you can pioneer? Its adaptive design facilitates endless possibilities, ushering in a new era of fitness innovation.

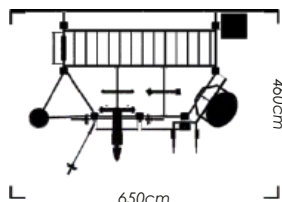
Concerned about accommodating everyone? Our premier CHAMELEON setup caters to 25 enthusiasts, with our grandest model designed for 40. Catering to all skill levels, it ensures everyone finds their fit. And envision this: extending this dynamic experience to the great outdoors. With CHAMELEON, even the sky isn't the ceiling. Outdoor adaptations? Absolutely possible.



SILVER

DIMENSIONS (bounding box)
520cm x 390cm x 270cm

□ 30 m² 👤 9 users



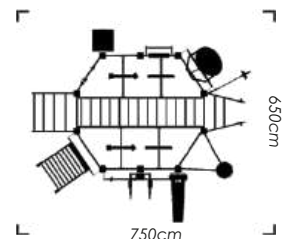
The ideal choice for those fitness clubs that value a full modular functional fitness rig and all the benefits of customization. Chameleon Silver gives you opportunity to train 9 users at the same time.



GOLD

DIMENSIONS (bounding box)
630cm x 560cm x 300cm

□ 49 m² 👤 13 users



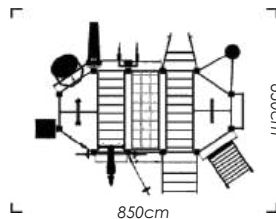
Chameleon Gold is created for typical circle training with 13 stations aloud to train 13 people at the same time. Also here you can have a great customization of any station from bigger cage family.



TITANIUM

DIMENSIONS (bounding box)
700cm x 550cm x 300cm

□ 55 m² ■ 17 users



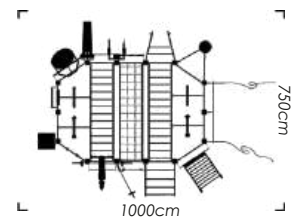
Chameleon Titanium is strong as the name! 16 users can train at the same time. Different stations, 3 different monkey bars! You can find here also cross stations as also pure functional.



DIAMOND

DIMENSIONS (bounding box)
835cm x 650cm x 300cm

□ 75 m² ■ 25 users



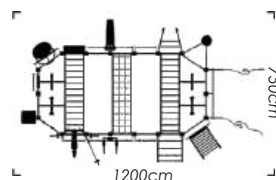
Diamond is one of the most sell big units. He's strong circle desing give you possibility to train with 21 people at the same time. Every one will find something for good training. Enough space and enough stations as long for beginners and most advances users. No one will be disappointed with Chameleon Diamond!



PLATINIUM

DIMENSIONS (bounding box)
920cm x 650cm x 300cm

□ 90 m² ■ 25+ users



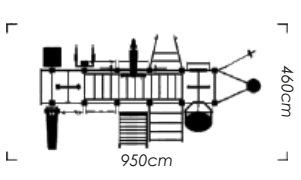
The biggest from Chameleon Family cage allow to train at the same time for 25 people. Every single station can be use in few training prospective, please imagine no limits, no pain, all possibilities in one piece of equipment. Platinum at special order can be even longer! We made the biggest cage in Europe for 40 users allow to train at the same time in Switzerland Army School. All cages from Chameleon line under additional payment can be use outdoor.



EXCELLERATE

DIMENSIONS (bounding box)
745cm x 385cm x 290cm

□ 44 m² ■ 15 users



Excelerate is the most unigue model cuz it's takes not a lot of space and it's fully customized with all different stations. 15 people can train at the same time. You can chose any colour from RAL pallet, any station from bigger cages.

A photograph of outdoor gym equipment at dusk. The equipment includes a wooden structure with black knobs, a metal frame with a punching bag, and a weight bench. The ground is covered with a blue and white geometric pattern. The background is a dark blue sky.

NAOMI OUTDOOR:

Breathing Life into Open-Air Fitness

NAOMI FITNESS DESIGN isn't just about indoor spaces; we're also your go-to experts for outdoor gym equipment. With our knack for creating tailor-made, unique experiences, imagine transforming any outdoor area into a fitness haven. Whether it's a park, a rooftop, or a backyard, we bring our signature touch of customization, innovation, and top-notch European standards.

We're all about making sure your outdoor fitness journey is nothing short of extraordinary. If you're ready to give your fitness club an outdoor edge, NAOMI FITNESS DESIGN has got your back. Dive into the fresh air, and let's create some outdoor fitness magic together!

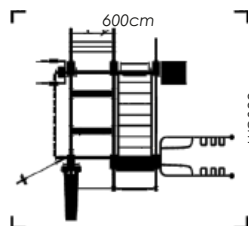


CUBE D200

OUTDOOR

DIMENSIONS (bounding box)
494cm x 512cm x 293cm

□ 33 m² ■ 11 users



D200 is the smallest cage of this line. This is a perfect opportunity for smaller clubs to host functional fitness classes outdoors and still maintain maximum floor space for other exercises.

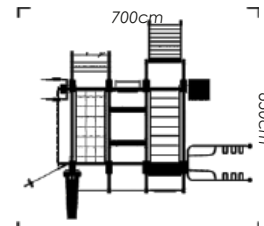


CUBE D300

OUTDOOR

DIMENSIONS (bounding box)
620cm x 583cm x 293cm

□ 45 m² ■ 14 users



Space savings don't mean that you should sacrifice on versatility or design. While D300 is scaled down to fit almost any space, it still maintains the overall features of its larger predecessors. For club operators that still want to wow their audience while maintaining a small footprint, this model is for you!

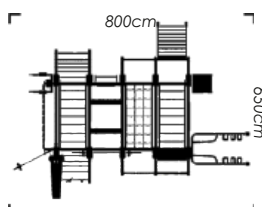


CUBE D400

OUTDOOR

DIMENSIONS (bounding box)
730cm x 583cm x 293cm

□ 52 m² ■ 18 users



A smaller scale of the Cube without sacrificing any of the usability of its big brother. Modular by design, means that you can pick and choose any station to your liking. If you wish to, you can even duplicate many of the stations, to really dial in your preference.

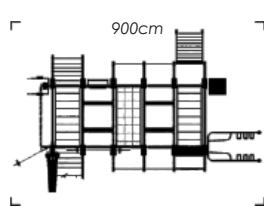


CUBE D500

OUTDOOR

DIMENSIONS (bounding box)
835cm x 583cm x 293cm

□ 26 m² ■ 8 users



This Cube has it all! The largest in the series it showcases all the components that made the Cube series an instant classic. From strength to agility exercises, this one bears it all. With ample workout space, you'll be sure that the club goer will not feel restricted or crowded.

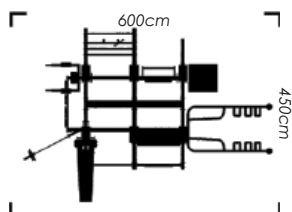


CUBE S200

OUTDOOR

DIMENSIONS (bounding box)
509cm x 389cm x 293cm

□ 27 m² ■ 9 users



When smaller is better or needed, the S200 is here! The smallest rig in this line, it will perform just as good as its larger counterparts. Now, facilities with confined spaces can entertain their members and engage them in a functional fitness environment.

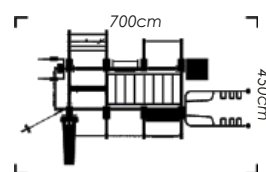


CUBE S300

OUTDOOR

DIMENSIONS (bounding box)
614cm x 389cm x 293cm

□ 32 m² ■ 17 users



Not enough space for a fully functioning multi-fitness rig? Not with S300! This one will surely satisfy your needs, when floorspace is at a premium. As always, you can pick and choose your individual stations to your liking.

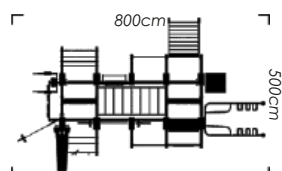


CUBE S400

OUTDOOR

DIMENSIONS (bounding box)
727cm x 481cm x 293cm

□ 40 m² ■ 15 users



Slightly smaller than its predecessor, S400 still affords the possibility of having a great workout in less space. By design, this unit has all the best features of S500 in a more compact, seamless arrangement.

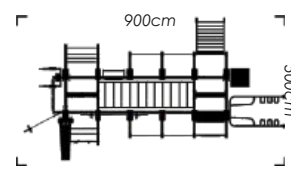


CUBE S500

OUTDOOR

DIMENSIONS (bounding box)
838cm x 481cm x 293cm

□ 45 m² ■ 17 users



This model is a combination of all the best stations with full integration of new methodologies of functional fitness workout. S500 allows the club operators to triangulate all the workouts of their members to assure their maximum satisfaction.



10XTRAINING: *The Group Workout*

The fitness industry is evolving, emphasizing strength training as a key component of maintaining fitness and health. In response to this trend, we've designed our signature program **10XTraining**

The **10XTRAINING** workout is a full-body, functional training circuit-type class structure where up to 20 participants can train together in pairs. Each 30-minute session consists of time-focused stations combining strength equipment exercises around the NAOMI cage and various non-equipment functional training exercises.

Combining functional training exercises with cardio, core, mobility, balance, and coordination exercises, the class provides a well-rounded workout, a great way to stay fit and healthy. **10XTRAINING** workouts change daily, with thousands of exercises to choose from, allowing class participants to constantly challenge themselves and avoid the boredom that can come from doing the same workout routine.

10XTraining isn't just about following trends - it's about setting them. We're committed to providing a comprehensive, innovative fitness solution that caters to the evolving needs of fitness enthusiasts.

WHY 10XTRAINING


- Social experience creating unique club culture
- It is all about fun and results – your USP
- Added value in the areas of sales and retention strategy
- Simple to manage an effective and safe training concept
- Comprehensive team training included
- Technology integration – competitive advantage

RESULTS ARE THE KEY

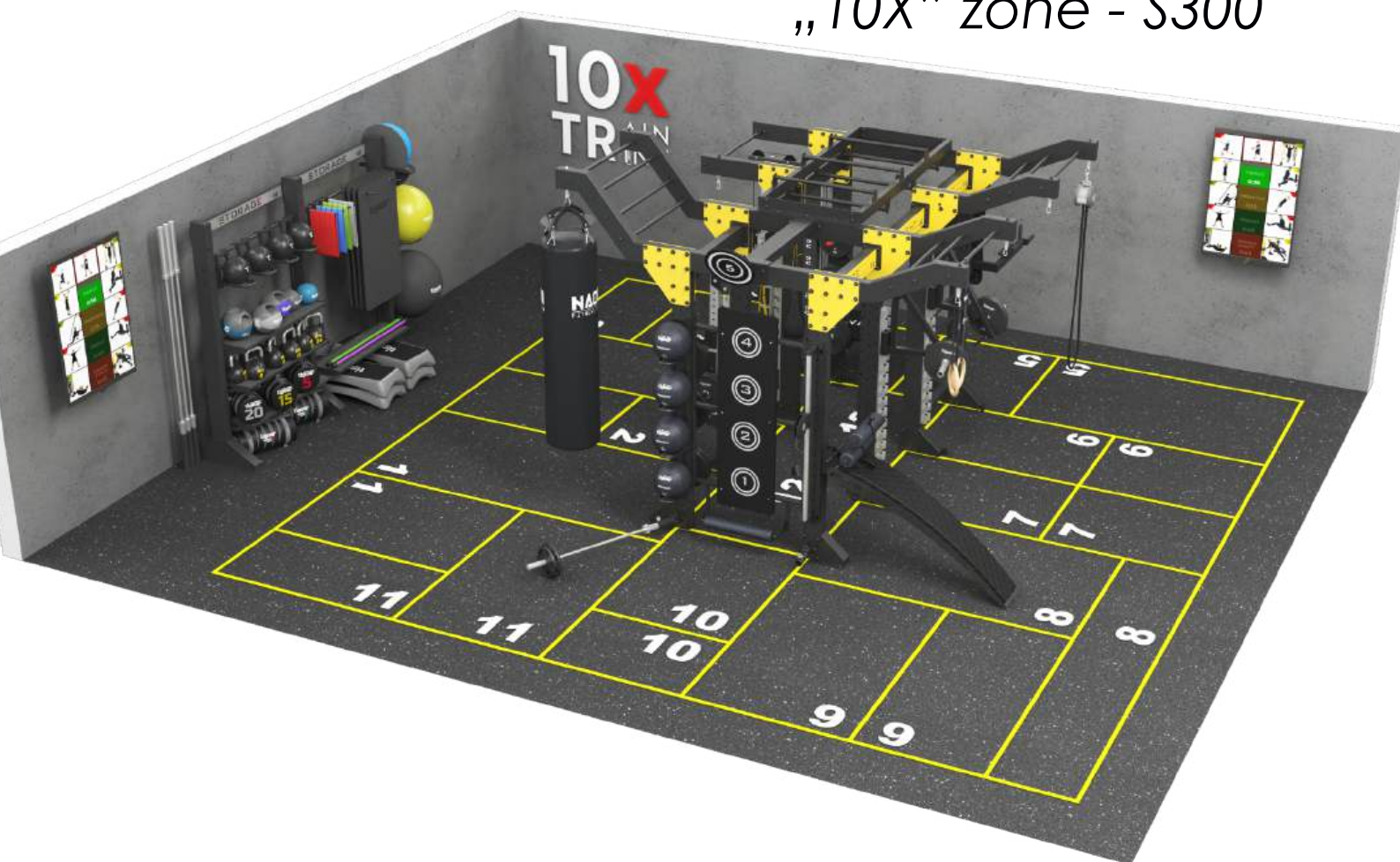
- Social “experience” based around team training
- Novelty and tribal connection
- Fun, motivation, energy, sweat and results
- Training variety – constantly changing workouts
- Designed for all levels of fitness experience
- Excellent way to create a healthy lifestyle habits
- Male and female clients of all ages and lifestyle groups
- Ideal for those who need training guidance and support
- Members looking for an exciting new style of training
- Time and workout flexibility conscious individuals

EXAMPLE 10X CONFIGURATIONS

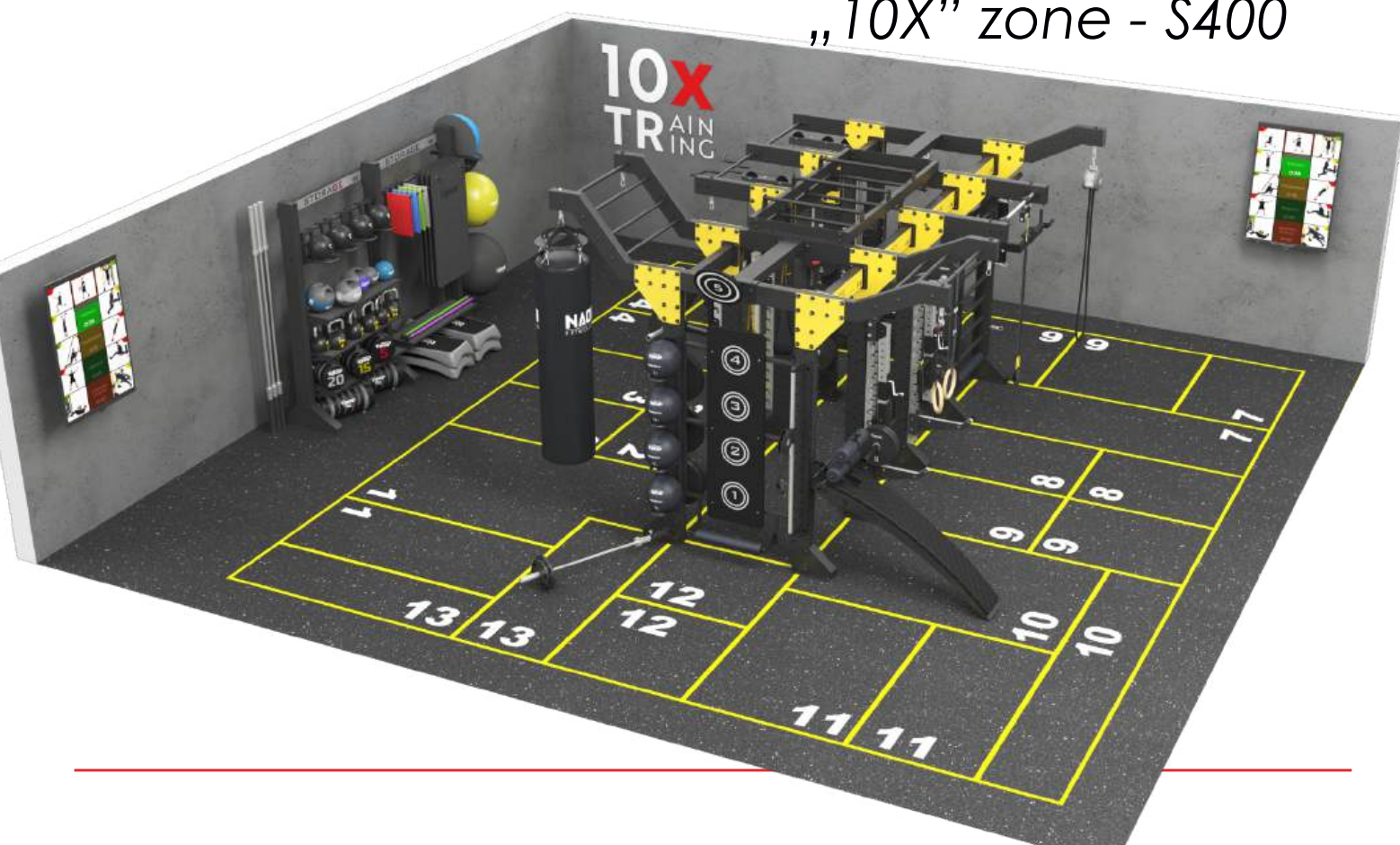
„10X” zone - S200



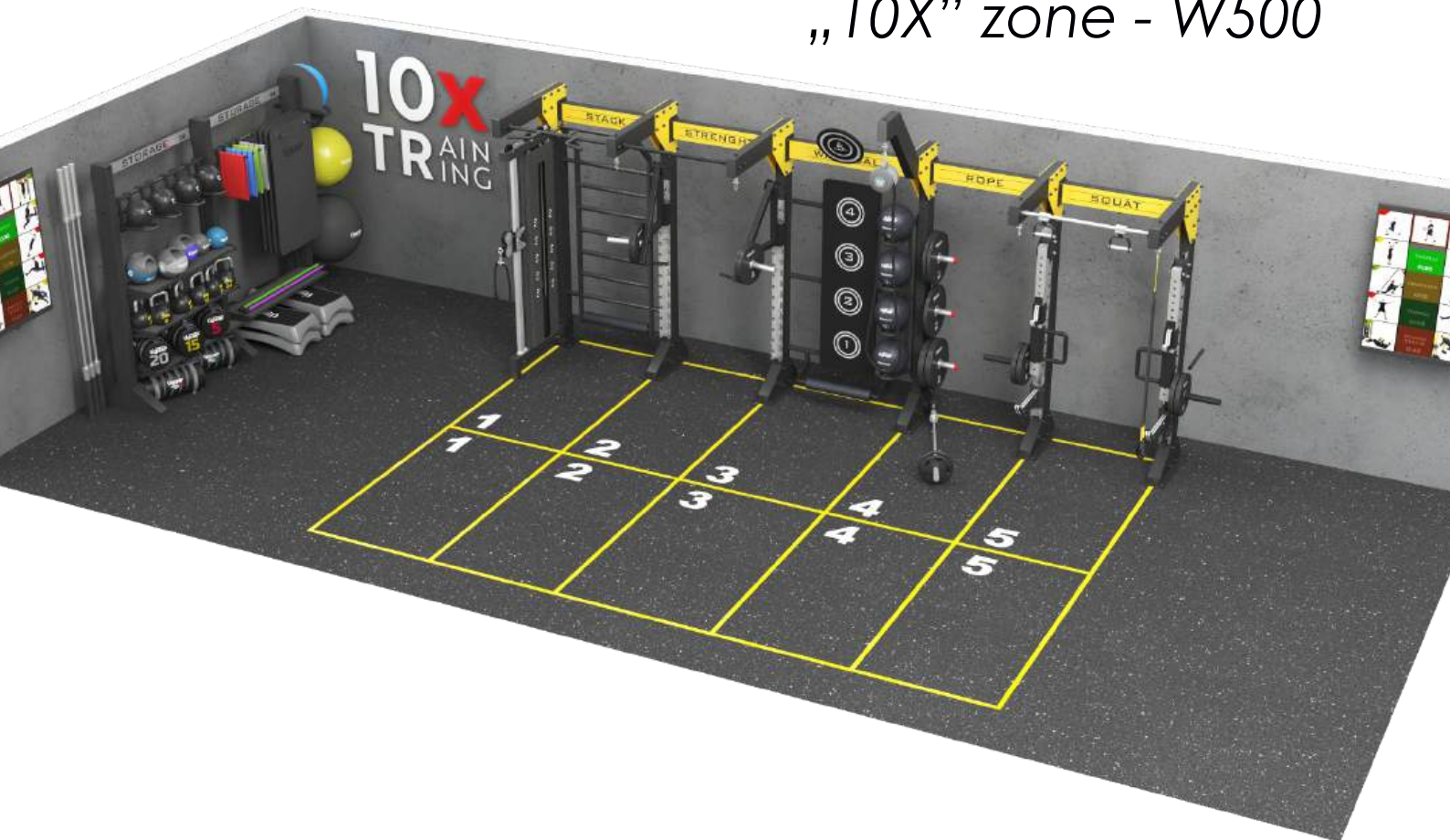
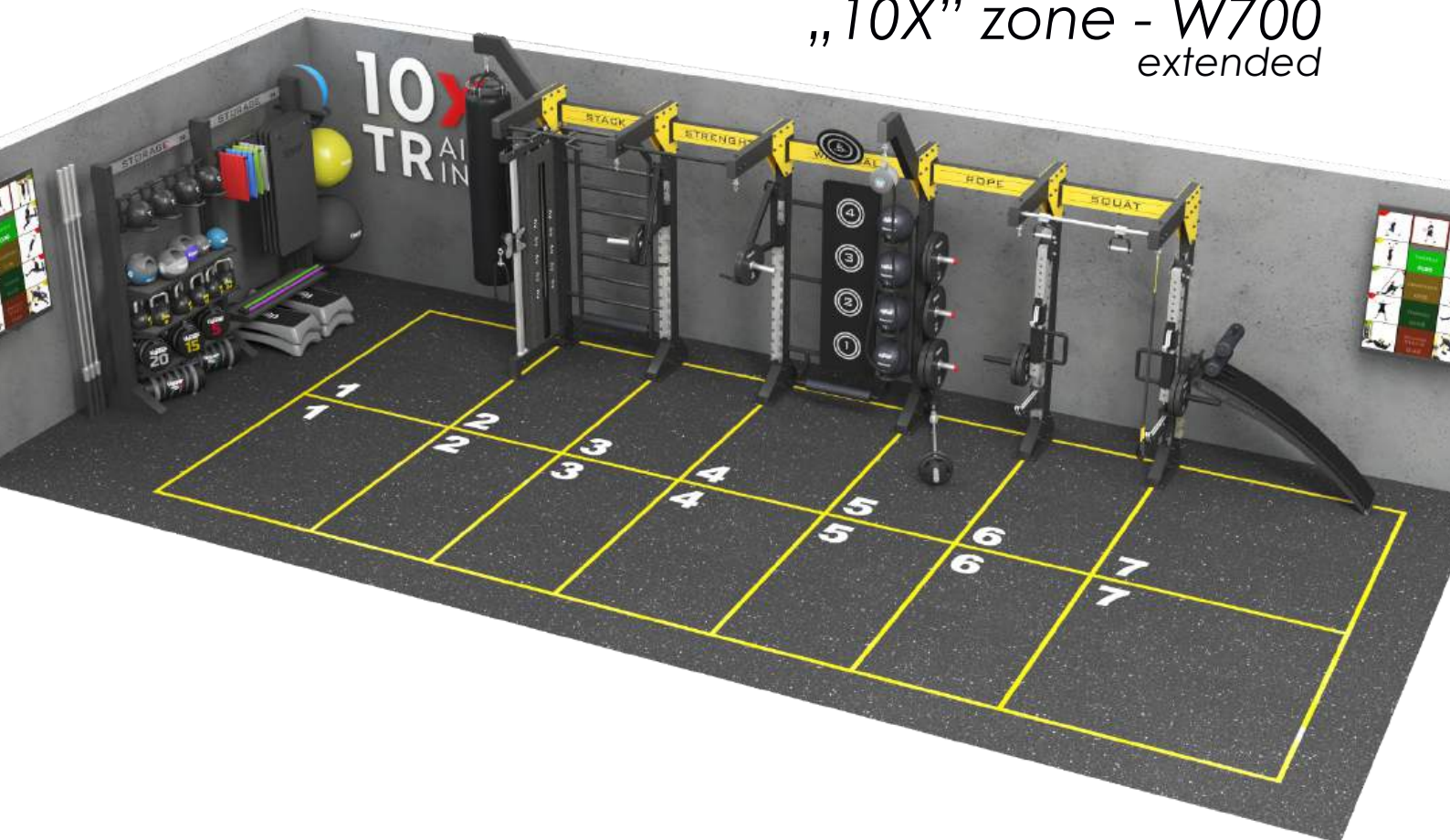
„10X” zone - S300



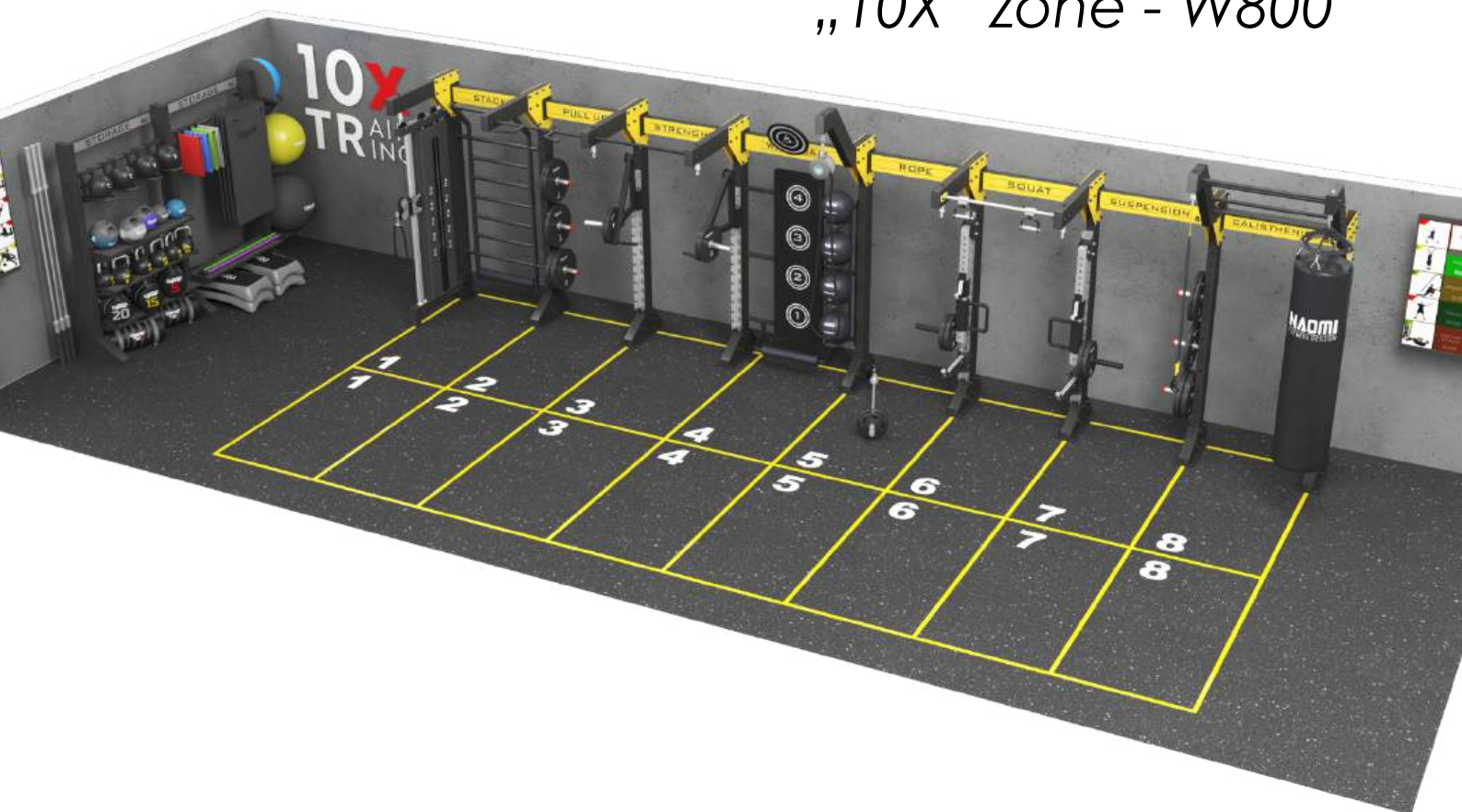
„10X” zone - S400



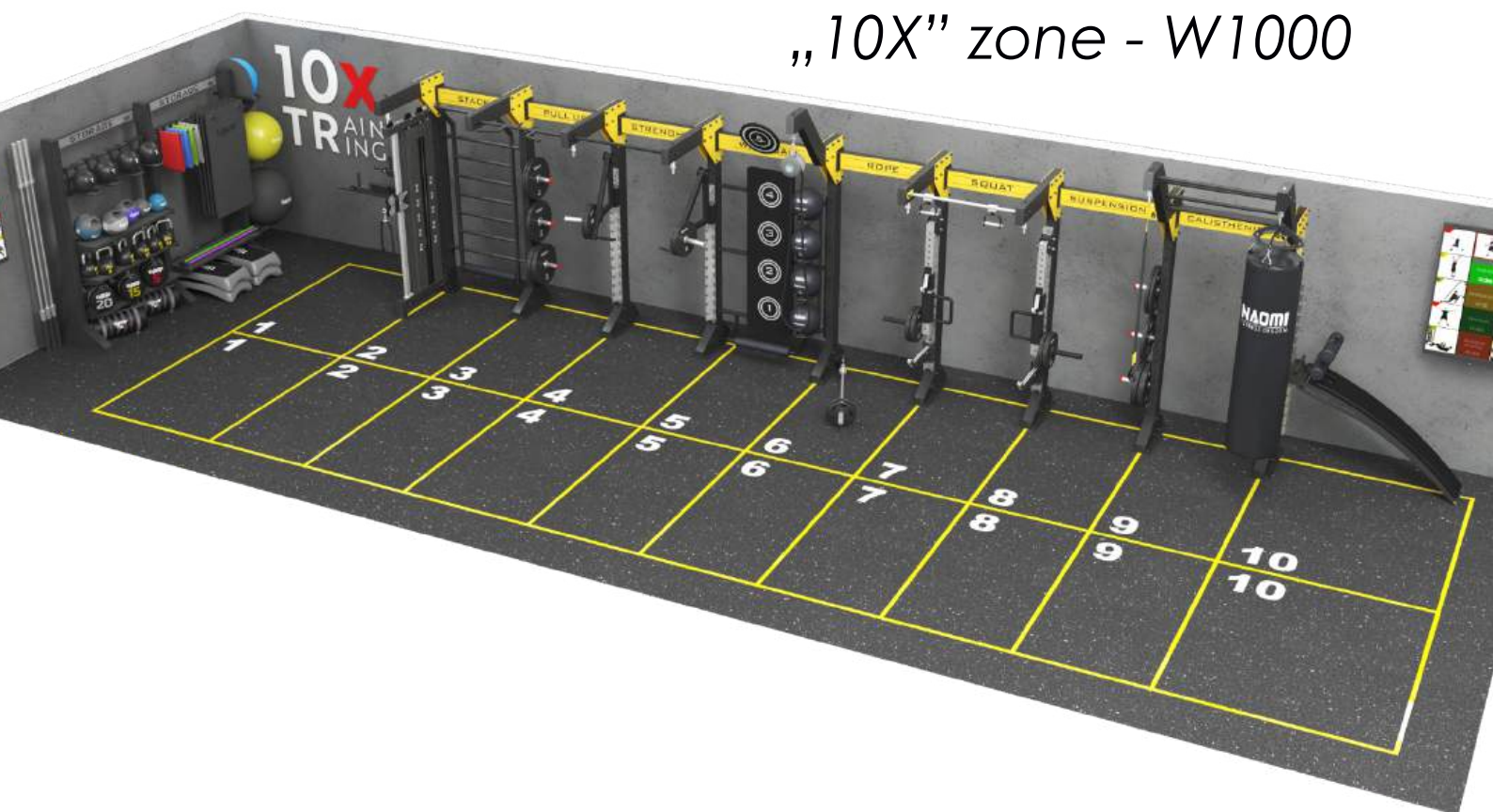
„10X” zone - W500

„10X” zone - W700
extended

„10X” zone - W800



„10X” zone - W1000





NAOMI GYM SET-UP: Crafting Bespoke Fitness Realms

Each project is uniquely designed to cater to distinct needs, leading to a gym area that authentically mirrors your brand and accommodates your club members. Recognizing each client's individuality, we treat each project as a distinct canvas, ever eager to embrace and explore innovative visions.

Our commitment is to craft solutions that seamlessly merge with your strategic goals, specific needs, and budgetary frameworks. At Naomi Fitness Design, we excel in designing premium gym environments bespoke to your unique specifications and spatial dynamics.

MODULAR DESIGN

Naomi Fitness Design Modular Cages – the ultimate solution for those looking to take their workout routine to the next level! Our innovative design allows for complete customization, ensuring that you get the most out of your fitness equipment.

With our modular design, you can easily add or remove components to create the perfect workout environment. From pull-up bars to weightlifting platforms, the possibilities are endless. Whether you're a beginner or a seasoned athlete, our fitness cage can be tailored to your specific needs.

1



BRIDGE

5



BOXING RAIL SYSTEM

10



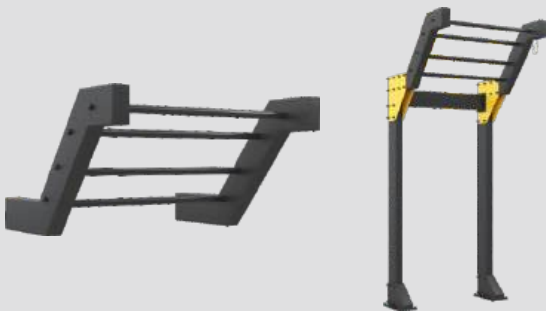
CALISTHENICS

30



BOXING BAG - 180cm

11



CALISTHENICS HIGH

31



BOXING BAG - 160cm

12



RINGS

32



BOXING BAG - CUSTOM LOGO

20




TARGET BALL²

33



AQUA BAG

40



CLIMBING SINGLE STATION

60



ENDLESS ROPE

41



CLIMBING D SERIES

70



CLIMBING ROPE

42



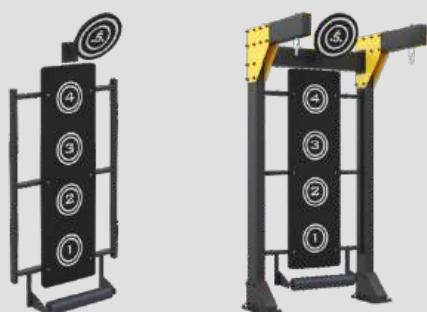
CLIMBING S SERIES

80




BATTLE ROPE

50




WALLBALL

90



TORSO TRAINER

100



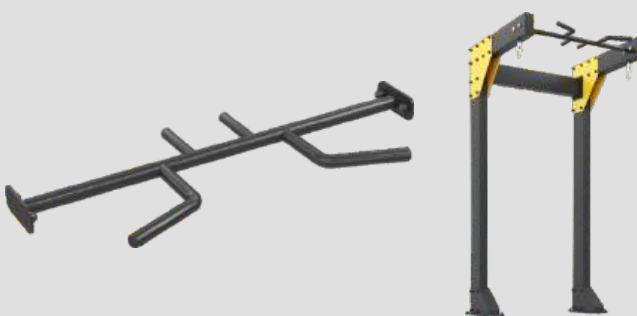
PULL UP BAR

111



MONKEYBAR - ARMYNET

101



MULTI PULLUP

112



MONKEYBAR - WAVE

102



PULL UP HANDLES

113



MONKEYBAR - HANDLES

110



MONKEYBAR - STANDARD

114



MONKEYBAR - STRAIGHT

120



DIP - AB-TRON

130



SQUAT

121



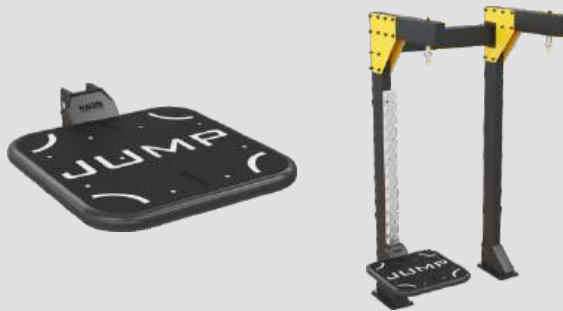
DIP - SIMPLE

131



STRENGTH ARMS

122



JUMP

140



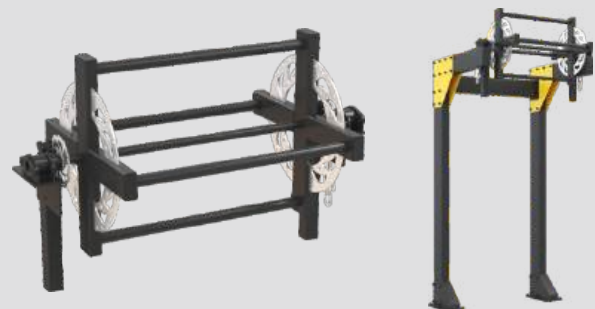
CYCLE

123



AB BENCH

141



SPIN BAR

150



STORAGE - BALLS

154



STORAGE - STANDARD 1

151



STORAGE PLUS

155



STORAGE - SUSPENDED SHELF

152



STORAGE - PLATE HOLDER

156



STORAGE - DUMBBELL SHELF

153



STORAGE - MATS

157



STORAGE - VERTICAL SHELF

160



ONE STACK

190



SLANTED LADDER

170



REBOUNDER

191



ARMYNET

180



AB STRAPS

192



VERTICAL LADDER V2

181




GRIP BALLS

193




WORKOUT LADDER V2

200



STORAGE BOX

201



TOASTER

202



DRAWER

MODULES - EXAMPLE SETUP

This example features the requested MODULAR design for our client. The space that the Client wants to repurpose is a squash court. We were provided with dimensions of 10 x 6.45 m. The colors are orange and black. We are using RAL colors palette. In that case, we picked RAL 2011, RAL 9005

Modules that Client requested:

- 2x - ONE STACK (160)
- 1x - PULL UP (100)
- 2x - SQUAT (130)
- 1x - MULTI PULLUP (101)
- 3x - STORAGE - PLATE HOLDER (152)
- 1x - CYCLE (140)
- 2x - STORAGE - SUSPENDED SHELF (155)
- 1x - STORAGE - MATS (153)
- 1x - WORKOUT LADDER V2 (193)
- 1x - DIP - AB-TRON (120)
- 1x - WALLBALL (50)
- 4x - TARGET BALL² (20)
- 4x - BOXING BAG - CUSTOM LOGO (32)
- 1x - BRIDGE MODULE (1)
- 1x - BOXING RAIL SYSTEM (5)

* Walls of the court are not shown for better visual clarity of our products.



MODULES - EXAMPLE SETUP

Example: Bridge MODULAR design.

In this case client provided us with a floor plan and asked for our BRIDGE in this space. Color RAL 9005 black.

Modules that Client requested:

- 1x - BRIDGE 980 (1)
- 17x - PULL UP (100)
- 2x - SQUAT (130)
- 1x - STORAGE - MATS (153)
- 2x - STORAGE - SUSPENDED SHELF (155)
- 1x - LADDER
- 4x - TARGET BALL² (20)
- 1x - STORAGE BOX (200)
- 1x - TOASTER (201)
- 1x - DRAWER (202)

* Walls of the court are not shown for better visual clarity of our products.



MODULES - EXAMPLE SETUP

Example: Near-Wall Storage MODULAR design.
This one is a Functional storage solution.
Client arranged 4 Modules 100cm

1x - WORKOUT LADDER
1x - VERTICAL LADDER
1x - WALLBALL (50)
2x - STORAGE - BALLS (150)
2x - STORAGE - SUSPENDED SHELF (155)
1x - VERTICAL LADDER
2x - PULL UP (100)
1x - MULTI PULLUP (101)
1x - ENDLESS ROPE (60)

* Walls of the court are not shown
for better visual clarity of our products.




MODULES - EXAMPLE SETUP

Example: S200 based modular design

- 1x - WALLBALL (50)
- 2x - PULL UP (100)
- 1x - SQUAT (130)
- 1x - STORAGE - SUSPENDED SHELF (155)
- 1x - WORKOUT LADDER
- 1x - BOXING BAG - CUSTOM LOGO (1)
- 1x - DIP - SIMPLE (121)
- 1x - AB BENCH (123)
- 1x - CUSTOM LOGO PLATE

** Walls of the court are not shown for better visual clarity of our products.*



MODULES - EXAMPLE SETUP

Example: *STORAGE PLUS* modules

Here is an example of our *STORAGE PLUS*. *STORAGE PLUS* adds storage capabilities to the modules that previously were not possible. You could not combine „Storage” and „shelves”. By putting storage module at the back of the station we sacrifice a little bit of space but the overall design is more compact and versatile



HIGHLIGHTING - STORAGE PLUS CAGE

- 3x - STORAGE PLUS (50)
- 2x - STORAGE - DUMBBELL SHELF (165)
- 1x - STORAGE - MATS (153)
- 2x - PULL UP (100)
- 2x - SQUAT (130)
- 1x - TARGET BALL²
- 1x - BOXING BAG - 160cm (31)
- 1x - DIP - SIMPLE (121)
- 1x - AB BENCH (123)
- 1x - TARGET BALL² (20)
- 2x - ONE STACK (160)
- 1x - BATTLE ROPE (90)
- 1x - PULL UP HANDLES (110)
- 2x - TOASTER (201)



Example: CUSTOM FRAME PROJECT

We can also provide our clients with a fully custom build based on our frame. The project features our Base Frame and Rail system. Simple, Elegant, and Functional at the same time.

1x - BASE FRAME (based on WEIGHT)

1x - custom BOXING RAIL SYSTEM



HIGHLIGHTING - IMMERSIVE DESIGN

Emphasizing Immersive Design Excellence

Our team of seasoned designers and developers specializes in the 3D immersive design, boasting years of experience crafting bespoke solutions for clients across the globe. We possess the knowledge and proficiency necessary to bring your vision to life.

Throughout each project phase, we collaborate intimately with our clients to guarantee that their aspirations are impeccably manifested in the end product. Our approach commences with comprehending your unique circumstances and developing a tailored 3D immersive experience meticulously designed to align with your distinct objectives and requirements.

Contact us today to explore our array of services and transform your vision into reality.

- 1x - BOSU ADDON
- 1x - VERTICAL LADDER V2 (192)
- 1x - REBOUNDER (170)
- 1x - STORAGE - MATS (153)
- 1x - STORAGE - SUSPENDED SHELF (155)
- 3x - PULL UP BAR (100)
- 1x - ENDLESS ROPE (60)
- 1x - DRAWER (202)



ABOUT US

M eet three fitness professionals that once upon a time had set out with one idea in mind: to create a valuable and prolific functional fitness product that spans the entire spectrum of fitness. The team recognized an opportunity to create a functional fitness zone that provides unique attributes to better meet customer needs than many look-alike products on the market. By maintaining an efficient and buoyant business structure, we are able to be focused on listening to customers and reacting quickly with creative, innovative ideas that differentiate our products with meaningful functions and features.

Our leaders and team members have played integral roles for many years in the development of critical breakthroughs on functional fitness market. Technical advances found on many of our products are of proprietary designs that are patented and/or patent pending. Our client-focused environment allows us to custom make any project in accordance with the specifications of the end user.

Naomi Fitness Design products are driven by the recognition that it must help health club owners attract and retain members so that they survive and prosper in this challenging environment. This member/end user focus has highlighted the importance that when people will see our products when they walk out onto the exercise floor and how they will feel when they step into your facility. So every product is hard wired into this simple but laser focused design philosophy.

Naomi Fitness Design mission is to provide the world's best and most state-of-the-art functional fitness exercise equipment for people of all ages and activity levels who aspire to live stronger and play harder and better.

REFERENCES

O ur pool of associates and references are extensive. They range from privately held corporations, inclusive of some of the most recognizable fitness chains, all the way down to public schools and colleges as well as armed services throughout the world. Our products can be found in across 6 continents.

SOME OF OUR PARTNERS:

YMCA **USA**

Cicccone Family Fitness Center - **USA**

Xtreme Fitness - **Poland**

Fitness Plus - **Switzerland**

Fitness Center Baden - **Switzerland**

Switzerland Army Training Academy

Fitness Center Baden - **Switzerland**

Balboa Fitness GmbH - **Switzerland**

Born to Move AG - **Switzerland**

XTRAFIT - **Germany**

Vision - Body - **Germany**

Centiness - **Germany**

Mickey Edwards Training Academy - **UK**

Nolan Health & Center Enniscorthy - **Ireland**

Health City Fitness & More - **Italy**

Feelness - **Spain**

Anytime Fitness - **Spain**

Sarl Fitness Club - **France**

Royal Danish Military Academy - **Denmark**

Eintracht - **Frankfurt**

Legia - **Warsaw**

Airbus - **France**

Rafa Nadal Academy - **Kuwait**

UFC Gyms

NAOMI WARRANTY

10 / 6 years for structure and welding.

5 years against manufacturing defects affecting the structure.

6 months for upholstery.

90 days in other parts not listed in this warranty.

NAOMI'S **UNIQUE** SELLING POINT

BUILDING COMMUNITY: Creating a Gym Tribe Your Members Will Love

In the competitive fitness industry, standing out isn't an option—it's a necessity. We design with a focus on retaining and enriching members' lives, creating a distinguishable value proposition for your gym. We turn your gym into a place where members feel motivated and connected. We're not just selling equipment but helping you create a vibrant, tight-knit community that your members will love.

YOUR DREAM GYM: Your Vision, Our Mission

Every project is individually crafted to meet specific requirements, resulting in a gym space that reflects your brand and serves your members. We understand that every client is unique, and that's why we approach each project with fresh eyes and an open mind. We want to ensure that your chosen solution aligns perfectly with your business strategy, needs, and budget. We can even create your own workout concept from scratch. It's all about pushing boundaries and creating a fitness space that truly stands out.

BUILT TO LAST: Commitment to Quality in Every Piece of Gym Equipment We Build

We hold a strong commitment to quality. Our cages are designed to withstand high-intensity use and stand the test of time. This isn't a quick, assembly-line process. It's a detailed, hands-on approach ensuring each piece of equipment is built to last. Made in Poland, our equipment utilizes highly durable materials that meet EU Standards. Quality isn't an option with us - it's a guarantee.

EMBRACING INNOVATION: Staying Ahead of the Game

We are continuously evolving, focusing heavily on research and development. This ensures our equipment remains modern, always providing a top-tier user workout experience. The industry is a storm of fast-paced evolution, with new trends and technologies appearing at breakneck speed. Our goal isn't just to keep pace with changes in the fitness industry but to be a driving force behind them. We don't just respond to trends. We set them.

TIMING IS EVERYTHING: Rapid Delivery of Your Custom-Made Gym Set-Up

We understand that time is of the essence in the fitness industry, and we always deliver our custom-made solutions on time without compromising on quality. Typically, manufacturing your custom functional cage solution takes up to two months. We understand it sounds like a while, but remember, quality work is worth the wait!



www.fitagon.ch



+41 52 202 57 70



info@fitagon.ch



https://www.youtube.com/@naomi_fitness_design



facebook.com/naomifitnessdesign/



[@naomifitnessdesign](https://www.instagram.com/naomifitnessdesign)



/ SportiC
/ Duboisa 103
/ 07-300 Ostrów Mazowiecka
/ Poland
/ Mobile: 0048 881912 539



European Funds
Eastern Poland



European Union
European Regional
Development Fund